

A-PROPOS - DOSSIERS MOBILES

design Maurizio MANZONI

rochebobo
PARIS



A-PROPOS - DOSSIERS MOBILES

design Maurizio MANZONI

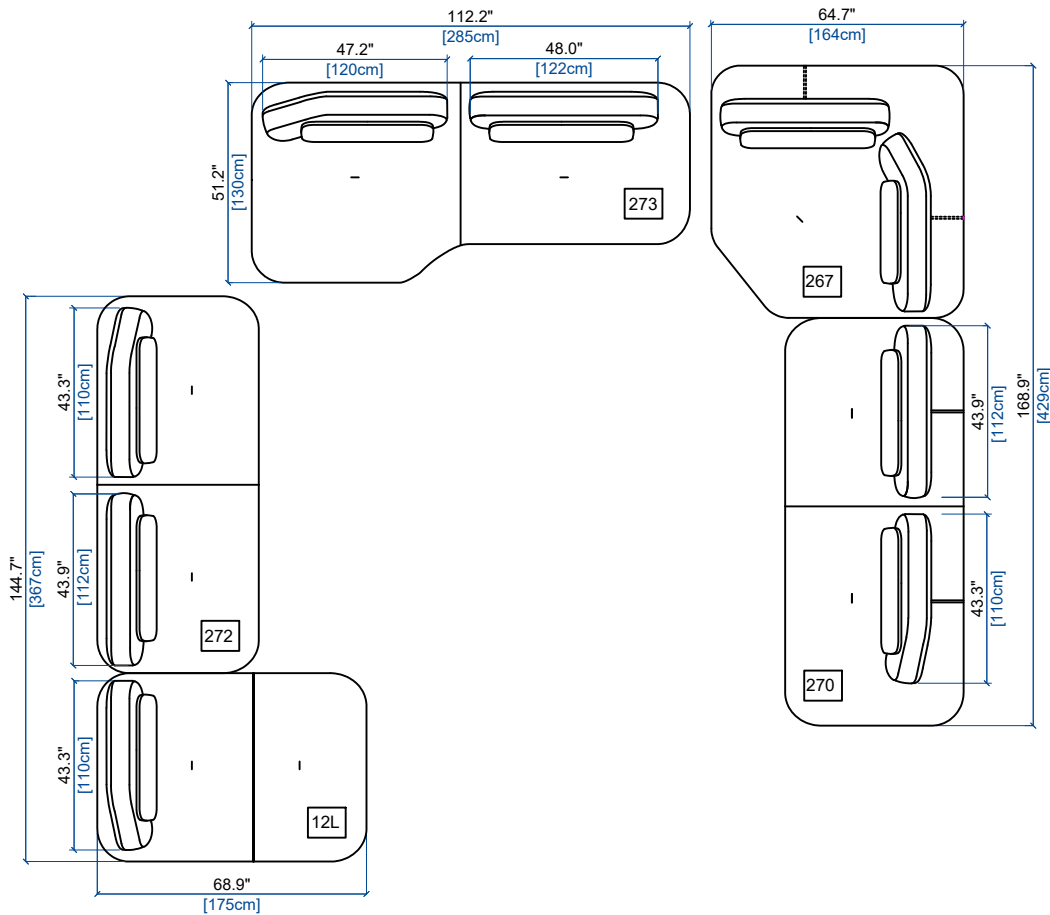
rochebobois
PARIS



A-PROPOS - DOSSIERS MOBILES

design Maurizio MANZONI

rochebobois
PARIS



- 12L CHAISE LONGUE GAUCHE / LOUNGE CHAIR LEFT / CHAISE LONGUE IZQDA
- 272 BANQUETTE 3/4 PL.DROITE / 3/4-SEAT ARMLESS UNIT RIGHT / BANQUETA 3/4 PL. DCHA
- 273 MAXI BANQUETTE DOUBLE PROF.GAUCHE / MAXI ARMLESS UNIT DOUBLE DEPHT LEFT / MAXI BANQUETA DOBLE PROF. IZQDA
- 267 GRAND ANGLE CARRE GAUCHE / LARGE SQUARE CORNER LEFT / GRAN ÁNGULO CUADRADO IZQDO
- 270 BANQUETTE TERMINAL DROITE / ARMLESS END UNIT RIGHT / BANQUETA TERMINAL DCHA

A-PROPOS - DOSSIERS MOBILES

design Maurizio MANZONI

rochebobois
P A R I S



INFORMATIONS TECHNIQUES / TECHNICAL SPECIFICATIONS / FICHA TECNICA :

Structure : Sapin massif, multiplis de pin, panneaux de particules (CARB)
Suspension : Sangles élastiques Extra Grandes Haute Résilience
Garnissage assise monobloc : Mousse polyuréthane bi-densité 35-25 kg/m³
Garnissage dossier monobloc : Mousse polyuréthane bi-densité 21-42 kg/m³
Garnissage coussin cale-reins : Flocons de fibres polyester
Garnissage accoudoir : 100% plumes d'oie et canard
Socle : Tilleul massif teinté Noir
Piétement : Hêtre massif teinté Noir

Structure: Solid fir wood, pine plywood, engineered composite wood (CARB)
Suspension: Extra Wide High Resilience Elastic Straps
Monobloc seat cushion: Bi-density polyurethane foam 35-25 kg/m³
Monobloc back cushion: Bi-density polyurethane foam 21-42 kg/m³
Lumbar cushion: Polyester fibre flakes
Arm cushion: 100% goose and duck feathers
Socle: Solid linden with stained finish col. black
Base: Solid beech with stained finish col. black

Estructura: Abeto macizo, multilaminado de pino, paneles de partículas (CARB)
Suspensión: Cintas elásticas Extra Anchas de Alta Resiliencia
Interior asiento monobloc: Espuma de poliuretano bi-densidad 35-25 kg/m³
Interior respaldo monobloc: Espuma de poliuretano bi-densidad 21-42 kg/m³
Interior cojines riñoneros: Copos de fibra poliéster
Interior apoyabrazo: 100% pluma de oca y pato
Zócalo: Tilo macizo tintado de negro
Patas: Haya maciza tintada negro

OBSERVATIONS / OBSERVATIONS / OBSERVACIONES :

- Fabrication Européenne
- Le service « sur-mesure » n'est pas disponible sur ce modèle
- Modèle réalisable dans l'ensemble des revêtements de la collection ROCHE BOBOIS à l'exception du tissu Jersey et des velours
- Dans la version en cuir il est indispensable de rajouter des coutures supplémentaires (voir page 5)
- Mécanisme à balancier intégré dans les dossiers

- Manufactured in Europe
- Not customizable
- Model available in all exclusive materials from the ROCHE BOBOIS collection, with the exception of Jersey fabric and velvets
- In the leather version it is necessary to add some additional stitchings (see page 5)
- Manual mechanism integrated into the backrests

- Fabricación europea
- El servicio "a medida" no es posible en este modelo
- Modelo realizable en todas las telas y pieles de la colección ROCHE BOBOIS excepto en la tela Jersey y en terciopelo
- En la versión piel es indispensable añadir costuras adicionales (ver página 5)
- Mecanismo a balancín integrado en los respaldos

OPTIONS / OPTIONAL / OPCIONES :

- Existe en version « dossiers fixes »
- Confort normal ou ferme
- Coussin d'accoudoir

- Available in a « fixed backrest »
- Standard or firm comfort
- Arm cushion

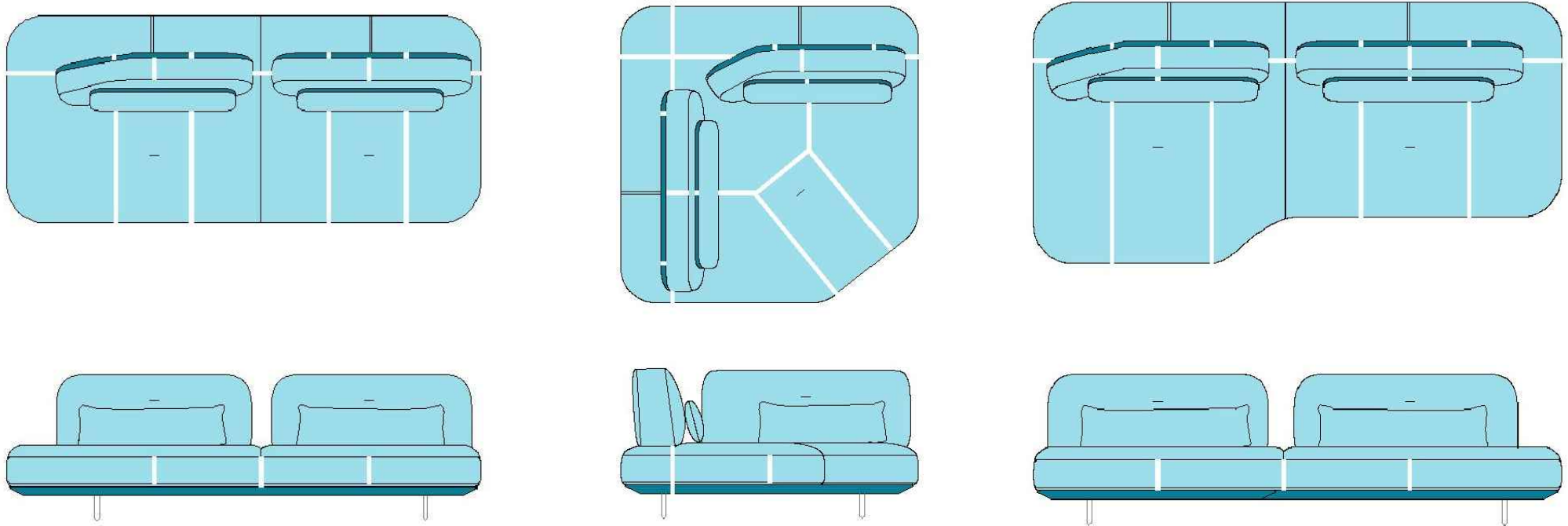
- Disponible en versión « respaldo fijo »
- Confort normal o firme
- Cojín apoyabrazo

A-PROPOS - DOSSIERS MOBILES

design Maurizio MANZONI

rochebobo
PARIS

POSITIONNEMENT DES COUTURES POUR LE CUIR / POSITIONING OF STITCHING FOR THE LEATHER POSICIONAMIENTO DE COSTURAS PARA PIEL



Ce modèle est réalisable dans une multitude de revêtements, en cuir et en tissu.

Cependant, avec les cuirs, il est indispensable de rajouter des coutures supplémentaire au niveau des assises et des dossiers afin d'assurer une meilleure finition.

This model is available in both leather and fabric.

However, with leathers it is essential to add additional stitchings to the seats and backrests cushions to ensure a better finish.

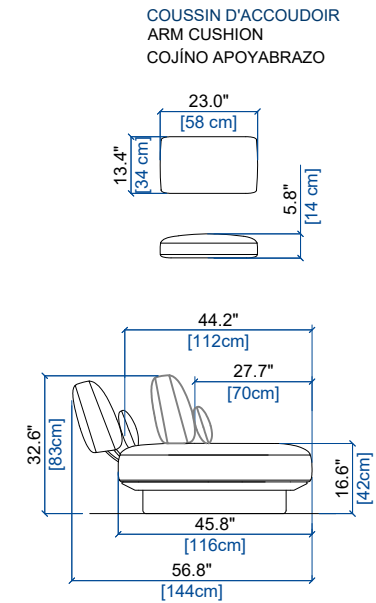
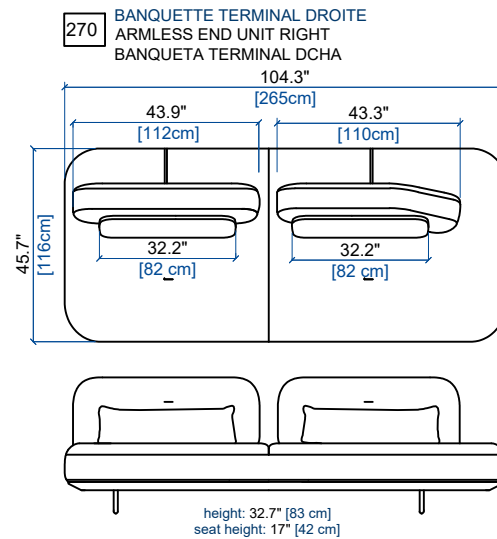
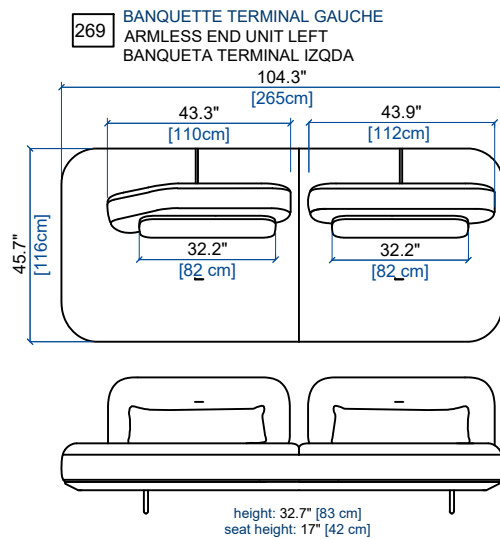
Este modelo se puede realizar en múltiples revestimientos, en piel y tela

Sin embargo, con la piel, es fundamental añadir costuras suplementaria a los asientos y respaldos para asegurar un mejor acabado.

A-PROPOS - DOSSIERS MOBILES

design Maurizio MANZONI

rochebobois
PARIS

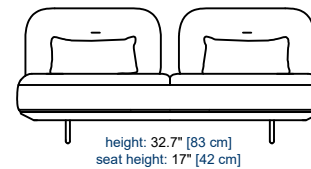
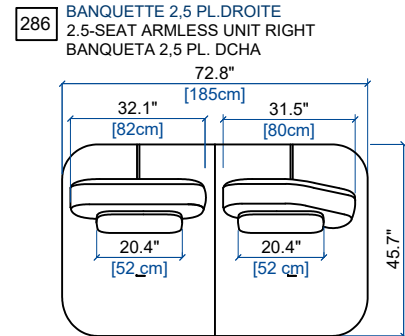
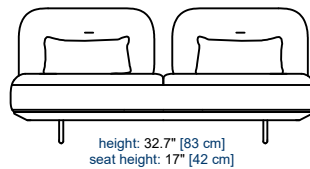
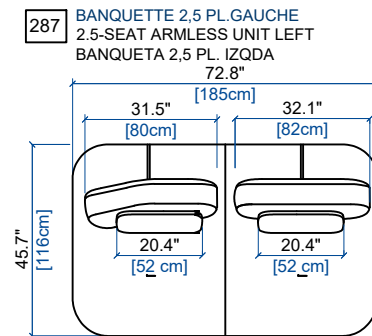
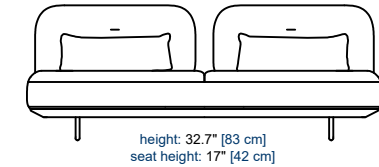
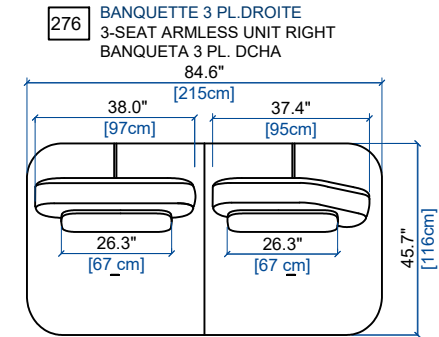
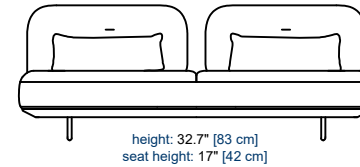
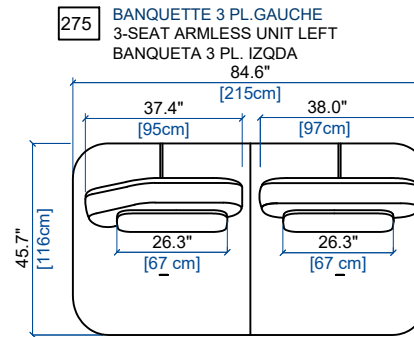
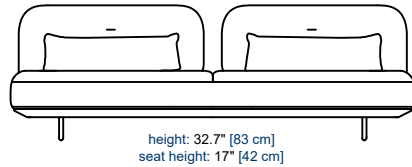
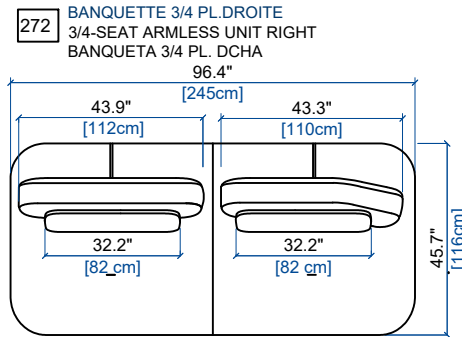
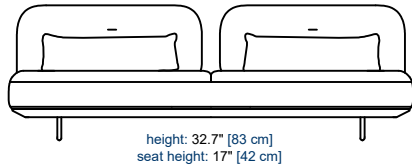
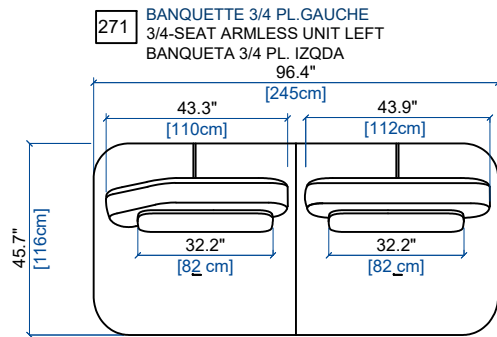


* LE SENS DES ÉLÉMENTS EST DÉTERMINÉ PAR LE CÔTÉ DU DOSSIER BISEAUTÉ / THE DIRECTION OF THE ELEMENTS IS DETERMINED BY THE SIDE OF THE BEVELED BACK
LA DIRECCIÓN DE LOS ELEMENTOS ESTÁ DETERMINADA POR EL LADO DEL RESPALDO BISELADO

A-PROPOS - DOSSIERS MOBILES

design Maurizio MANZONI

rochebobois
PARIS



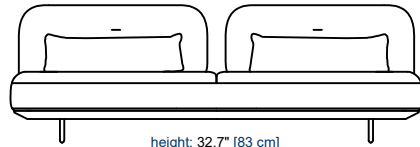
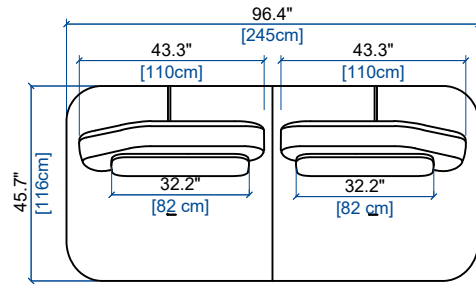
* LE SENS DES ÉLÉMENTS EST DÉTERMINÉ PAR LE CÔTÉ DU DOSSIER BISEAUTÉ / THE DIRECTION OF THE ELEMENTS IS DETERMINED BY THE SIDE OF THE BEVELED BACK
LA DIRECCIÓN DE LOS ELEMENTOS ESTÁ DETERMINADA POR EL LADO DEL RESPALDO BISELADO

A-PROPOS - DOSSIERS MOBILES

design Maurizio MANZONI

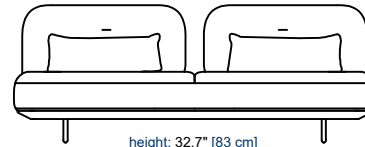
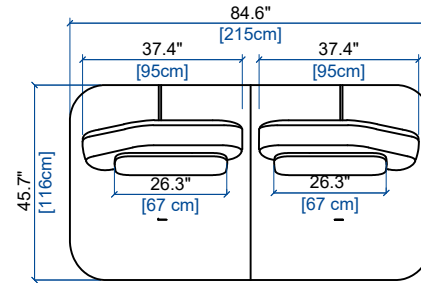
rochebobois
PARIS

282 BANQUETTE 3/4 PL. DOSSIERS BISEAUTÉS
3/4-SEAT ARMLESS UNIT - BEVELED BACKS
BANQUETA 3/4 PL. RESPALDOS BISELADOS



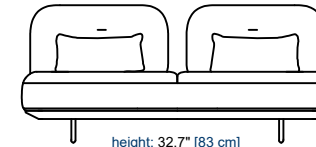
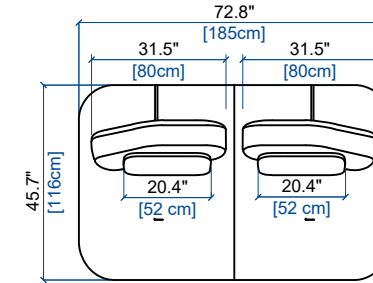
height: 32.7" [83 cm]
seat height: 17" [42 cm]

283 BANQUETTE 3 PL. DOSSIERS BISEAUTÉS
3-SEAT ARMLESS UNIT - BEVELED BACKS
BANQUETA 3 PL. RESPALDOS BISELADOS



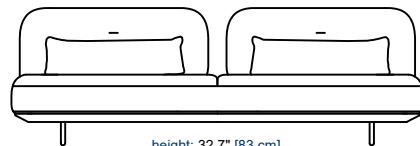
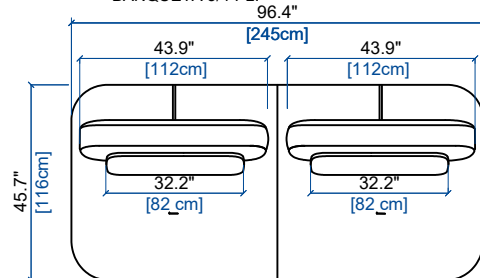
height: 32.7" [83 cm]
seat height: 17" [42 cm]

288 BANQUETTE 2.5 PL. DOSSIERS BISEAUTÉS
2.5-SEAT ARMLESS UNIT - BEVELED BACKS
BANQUETA 2,5 PL. RESPALDOS BISELADOS



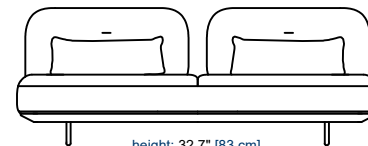
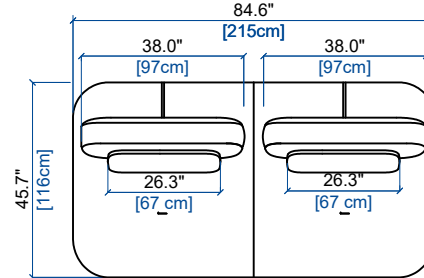
height: 32.7" [83 cm]
seat height: 17" [42 cm]

5M BANQUETTE 3/4 PLACES
3/4-SEAT ARMLESS UNIT
BANQUETA 3/4 PL.



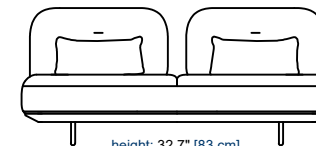
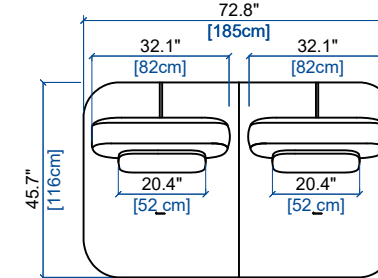
height: 32.7" [83 cm]
seat height: 17" [42 cm]

E05 BANQUETTE 3 PLACES
3-SEAT ARMLESS UNIT
BANQUETA 3 PL.



height: 32.7" [83 cm]
seat height: 17" [42 cm]

289 BANQUETTE 2,5 PLACES
2.5-SEAT ARMLESS UNIT
BANQUETA 2,5 PL.



height: 32.7" [83 cm]
seat height: 17" [42 cm]


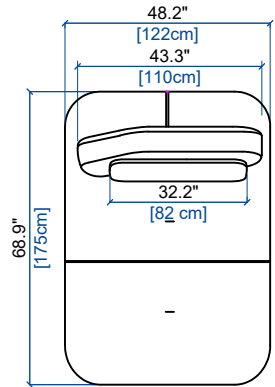
* LE SENS DES ÉLÉMENTS EST DÉTERMINÉ PAR LE CÔTÉ DU DOSSIER BISEAUTÉ / THE DIRECTION OF THE ELEMENTS IS DETERMINED BY THE SIDE OF THE BEVELED BACK
LA DIRECCIÓN DE LOS ELEMENTOS ESTÁ DETERMINADA POR EL LADO DEL RESPALDO BISELADO

A-PROPOS - DOSSIERS MOBILES

design Maurizio MANZONI


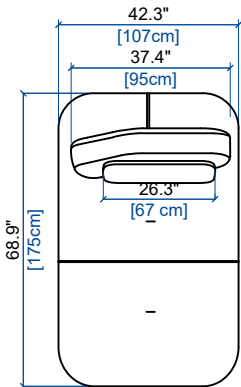
rochebobois
PARIS

12L CHAISE LONGUE GAUCHE
LOUNGE CHAIR LEFT
CHAISE LONGUE IZQDA



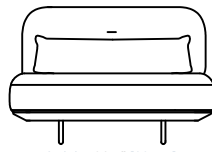
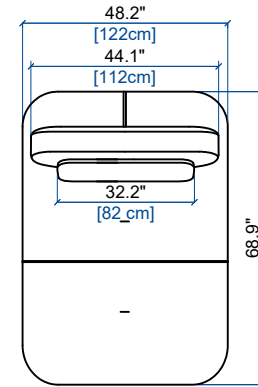
height: 32.7" [83 cm]
seat height: 17" [42 cm]

290 PETITE CHAISE LONGUE GAUCHE
SMALL LOUNGE CHAIR LEFT
PEQUEÑA CHAISE LONGUE IZQDA




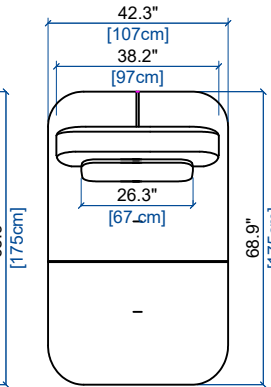
height: 32.7" [83 cm]
seat height: 17" [42 cm]

12 CHAISE LONGUE
LOUNGE CHAIR
CHAISE LONGUE



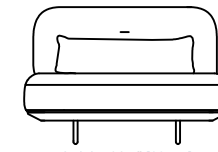
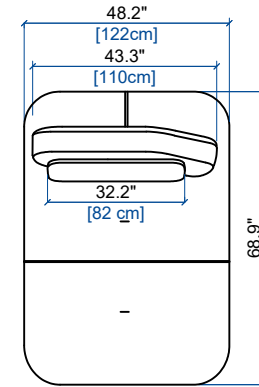
height: 32.7" [83 cm]
seat height: 17" [42 cm]

12P PETITE CHAISE LONGUE
SMALL LOUNGE CHAIR
PEQUEÑA CHAISE LONGUE




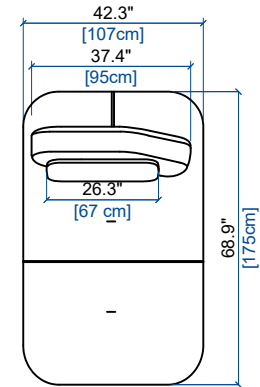
height: 32.7" [83 cm]
seat height: 17" [42 cm]

12R CHAISE LONGUE DROITE
LOUNGE CHAIR RIGHT
CHAISE LONGUE DCHA



height: 32.7" [83 cm]
seat height: 17" [42 cm]

291 PETITE CHAISE LONGUE DROITE
SMALL LOUNGE RIGHT
PEQUEÑA CHAISE LONGUE DCHA



height: 32.7" [83 cm]
seat height: 17" [42 cm]

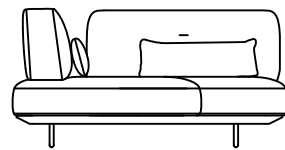
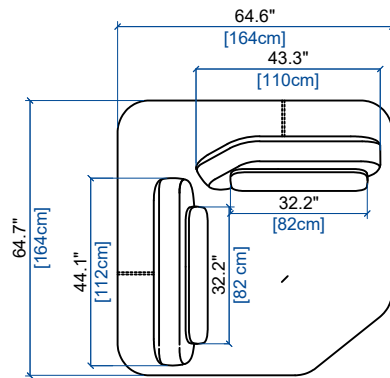
* LE SENS DES ÉLÉMENTS EST DÉTERMINÉ PAR LE CÔTÉ DU DOSSIER BISEAUTÉ / THE DIRECTION OF THE ELEMENTS IS DETERMINED BY THE SIDE OF THE BEVELED BACK
LA DIRECCIÓN DE LOS ELEMENTOS ESTÁ DETERMINADA POR EL LADO DEL RESPALDO BISELADO

A-PROPOS - DOSSIERS MOBILES

design Maurizio MANZONI

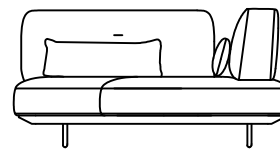
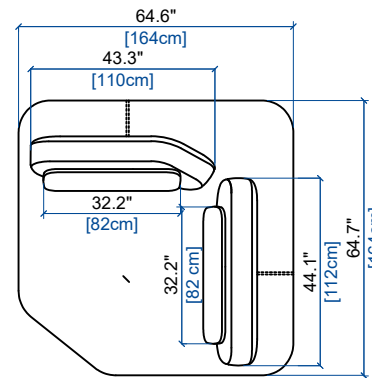
rochebobois
PARIS

267 GRAND ANGLE CARRE GAUCHE
LARGE SQUARE CORNER LEFT
GRAN ÁNGULO CUADRADO IZQDO



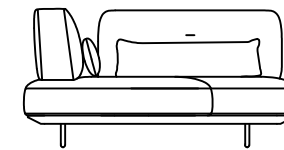
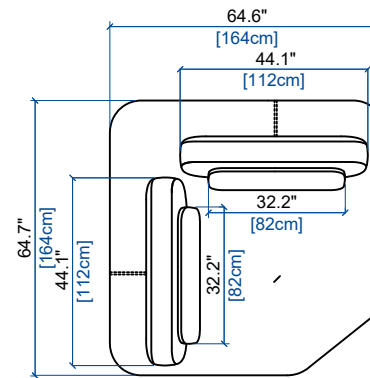
height: 32.7" [83 cm]
seat height: 17" [42 cm]

268 GRAND ANGLE CARRE DROITE
LARGE SQUARE CORNER RIGHT
GRAN ÁNGULO CUADRADO DCHO



height: 32.7" [83 cm]
seat height: 17" [42 cm]

281 GRAND ANGLE CARRE
LARGE SQUARE CORNER
GRAN ÁNGULO CUADRADO



height: 32.7" [83 cm]
seat height: 17" [42 cm]

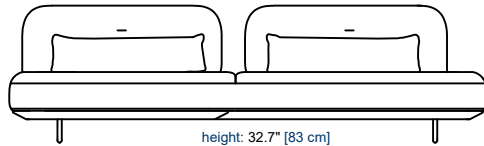
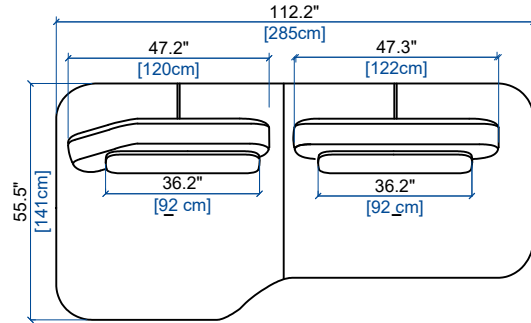
* LE SENS DES ÉLÉMENTS EST DÉTERMINÉ PAR LE CÔTÉ DU DOSSIER BISEAUTÉ / THE DIRECTION OF THE ELEMENTS IS DETERMINED BY THE SIDE OF THE BEVELED BACK
LA DIRECCIÓN DE LOS ELEMENTOS ESTÁ DETERMINADA POR EL LADO DEL RESPALDO BISELADO

A-PROPOS - DOSSIERS MOBILES

design Maurizio MANZONI

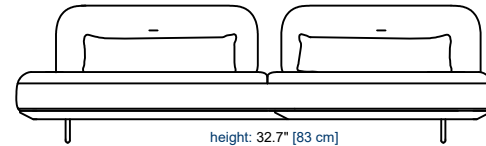
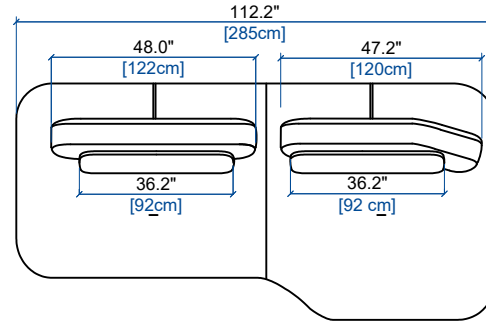
rochebobois
PARIS

273 MAXI BANQUETTE DOUBLE PROF. GAUCHE
MAXI ARMLESS UNIT DOUBLE DEPTH LEFT
MAXI BANQUETA DOBLE PROF. IZQDA



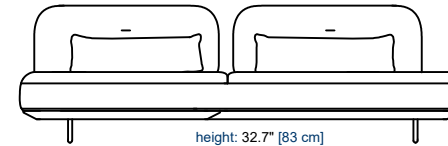
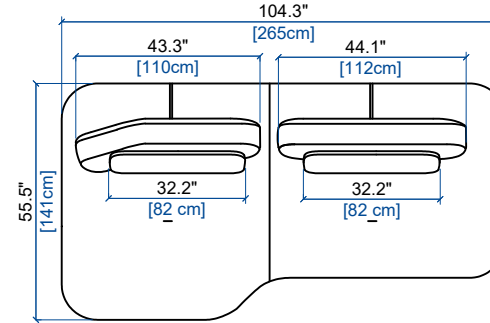
height: 32.7" [83 cm]
seat height: 17" [42 cm]

274 MAXI BANQUETTE DOUBLE PROF. DROITE
MAXI ARMLESS UNIT DOUBLE DEPTH RIGHT
MAXI BANQUETA DOBLE PROF. DCHA



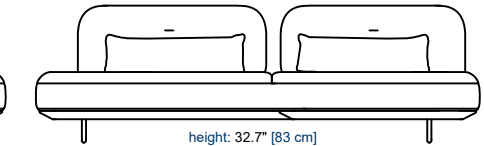
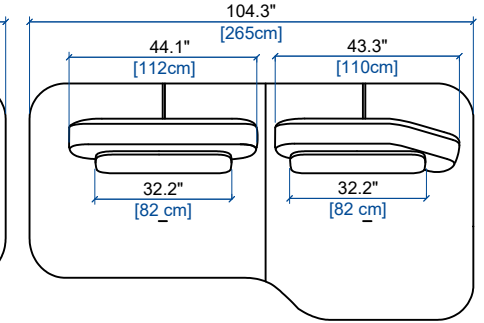
height: 32.7" [83 cm]
seat height: 17" [42 cm]

277 GRANE BANQUETTE DOUBLE PROF. GAUCHE
LARGE ARMLESS UNIT DOUBLE DEPTH LEFT
GRAN BANQUETA DOBLE PROF. IZQDA



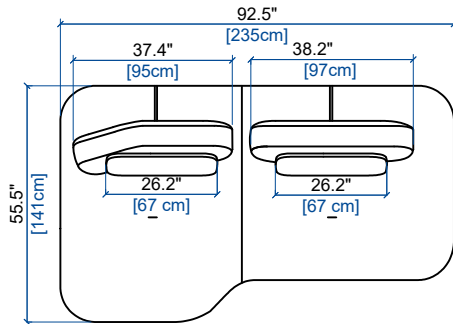
height: 32.7" [83 cm]
seat height: 17" [42 cm]

278 GRANDE BANQUETTE DOUBLE PROF. DROITE
LARGE ARMLESS UNIT DOUBLE DEPTH RIGHT
GRAN BANQUETA DOBLE PROF. DCHA



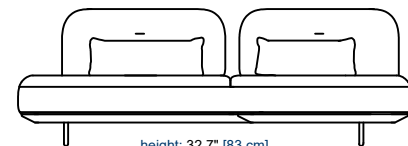
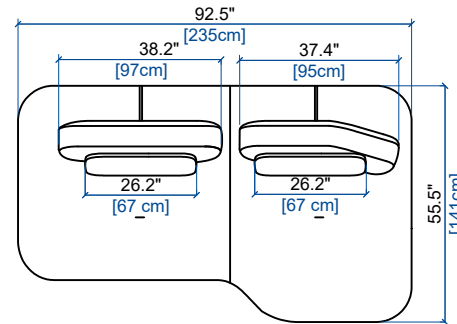
height: 32.7" [83 cm]
seat height: 17" [42 cm]

279 MOYENNE BANQUETTE DOUBLE PROF. GAUCHE
MEDIUM ARMLESS UNIT DOUBLE DEPTH LEFT
MEDIA BANQUETA DOBLE PROF. IZQDA



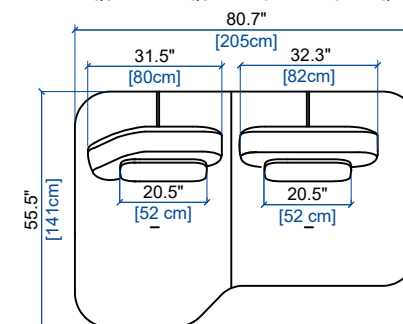
height: 32.7" [83 cm]
seat height: 17" [42 cm]

280 MOYENNE BANQUETTE DOUBLE PROF. DROITE
MEDIUM ARMLESS UNIT DOUBLE DEPTH RIGHT
MEDIA BANQUETA DOBLE PROF. DCHA



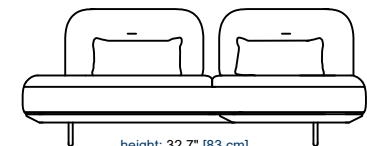
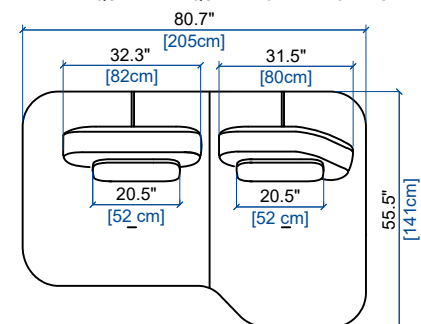
height: 32.7" [83 cm]
seat height: 17" [42 cm]

292 PETITE BANQUETTE DOUBLE PROF. GAUCHE
SMALL ARMLESS UNIT DOUBLE DEPTH LEFT
PEQUEÑA BANQUETA DOBLE PROF. IZQDA



height: 32.7" [83 cm]
seat height: 17" [42 cm]

293 PETITE BANQUETTE DOUBLE PROF. DROITE
SMALL ARMLESS UNIT DOUBLE DEPTH RIGHT
PEQUEÑA BANQUETA DOBLE PROF. DCHA



height: 32.7" [83 cm]
seat height: 17" [42 cm]

* LE SENS DES ÉLÉMENTS EST DÉTERMINÉ PAR LE CÔTÉ DU DOSSIER BISEAUTÉ / THE DIRECTION OF THE ELEMENTS IS DETERMINED BY THE SIDE OF THE BEVELED BACK
LA DIRECCIÓN DE LOS ELEMENTOS ESTÁ DETERMINADA POR EL LADO DEL RESPALDO BISELADO